



# Buckinghamshire & Milton Keynes Fire Authority

<b>MEETING</b>	Executive Committee
<b>DATE OF MEETING</b>	14 May 2014
<b>OFFICER</b>	David Skinner, Director of Finance and Assets
<b>LEAD MEMBER</b>	Councillor Andy Dransfield
<b>SUBJECT OF THE REPORT</b>	<b>Treasury Management Performance 2013/14 – Quarter 4</b>
<b>EXECUTIVE SUMMARY</b>	<p>This report is being presented as Members resolved at the meeting of Buckinghamshire and Milton Keynes Fire Authority on 13 February 2013 that a quarterly Treasury Management report would be submitted to the Executive Committee and it is best practice to review on a regular basis how Treasury Management activity is performing.</p> <p>The accrued interest earned for 2013/14 is £126k, which is £56k higher than the budget for the year and £62k higher than the interest that would have been earned under the previous Service Level Agreement (SLA).</p>
<b>ACTION</b>	Information.
<b>RECOMMENDATIONS</b>	That the Treasury Management Performance 2013/14 – Quarter 4 report be noted.
<b>RISK MANAGEMENT</b>	<p>Making investments in the Authority's own name means that the Authority bears the risk of any counterparty failure. This risk is managed in accordance with the strategy and with advice from external treasury management advisors.</p> <p>The Director of Finance and Assets, will act in accordance with the Authority's policy statement; Treasury Management Practices and CIPFA's Standard of Professional Practice on Treasury Management</p> <p>There are no direct staffing implications.</p>
<b>FINANCIAL IMPLICATIONS</b>	The budget for 2013/14 relating to interest earned on balances invested is £70k. Performance against the budget is included within Appendix A.
<b>LEGAL IMPLICATIONS</b>	The Authority is required by section 15(1) of the Local Government Act 2003 to have regard to the

	Department for Communities and Local Government Guidance on Local Government Investments; and by regulation 24 of the Local Authorities (Capital Finance and Accounting) (England) Regulations 2003 [SI 3146] to have regard to any prevailing CIPFA Treasury Management Code of Practice.
<b>HEALTH AND SAFETY</b>	No direct impact.
<b>EQUALITY AND DIVERSITY</b>	No direct impact.
<b>USE OF RESOURCES</b>	See Financial Implications.
<b>PROVENANCE SECTION &amp; BACKGROUND PAPERS</b>	Treasury Management Policy Statement, Treasury Management Strategy Statement and the Annual Investment Strategy <a href="http://www.bucksfire.gov.uk/NR/rdonlyres/99BE21DF-99EB-42E2-A9C7-8846A6E3F112/0/BMKFA13022013.pdf">http://www.bucksfire.gov.uk/NR/rdonlyres/99BE21DF-99EB-42E2-A9C7-8846A6E3F112/0/BMKFA13022013.pdf</a> (Pages 31 – 42) Treasury Management Practices <a href="http://www.bucksfire.gov.uk/NR/rdonlyres/FDA454EA-1735-4569-BE96-C1E3D0079A75/0/ITEM6TreasuryManagementPracticesandASep13andAnnexA.pdf">http://www.bucksfire.gov.uk/NR/rdonlyres/FDA454EA-1735-4569-BE96-C1E3D0079A75/0/ITEM6TreasuryManagementPracticesandASep13andAnnexA.pdf</a>
<b>APPENDICES</b>	Appendix A – Treasury Management Performance 2013/14 – Quarter 4
<b>TIME REQUIRED</b>	5 minutes.
<b>REPORT ORIGINATOR AND CONTACT</b>	Mark Hemming <a href="mailto:mhemming@bucksfire.gov.uk">mhemming@bucksfire.gov.uk</a> 01296 744687

## Appendix A – Treasury Management Performance 2013/14 – Quarter 4

### Background

Up until 31 March 2013, the Authority's cash balances were managed by Buckinghamshire County Council (BCC) under a Service Level Agreement (SLA). For 2013/14 onwards, the Authority is now investing in its own name. This report highlights the performance of the in-house treasury management function for its first year 2013/14.

### Security of Investments

The primary investment priority as set out in the Treasury Management Policy Statement is the security of capital. The Authority applies the creditworthiness service provided by Capita (formerly known as Sector). This determines whether or not a counterparty is suitable to invest with and if so, the maximum duration an investment could be placed with them. In the Annual Investment Strategy, the Authority also resolved that the balances invested with any single counterparty at any point in time would be 30% of the total investment portfolio to a maximum of £5m. The amount invested with each counterparty on the approved lending list as at 31 March 2014 is detailed below:

<b>Counterparty</b>	<b>Amount (£000)</b>
Barclays Bank plc	5,000
Lloyds TSB Bank plc	5,000
National Westminster Bank plc	3,000
Public Sector Deposit Fund (CCLA) – MMF*	2,240
<b>Total</b>	<b>15,240</b>

\*MMF denotes a Money Market Fund

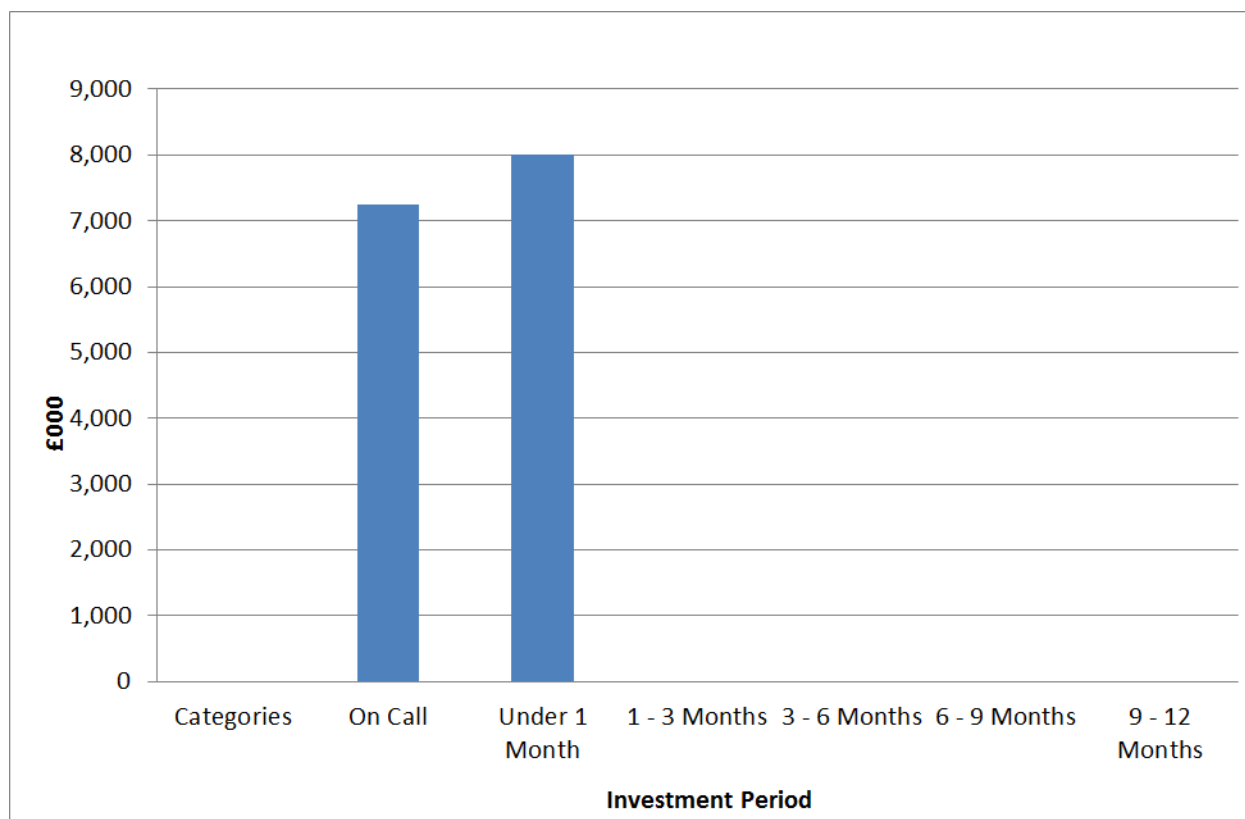
No counterparty limits were breached during the year 2013/14. No counterparties on the list were downgraded by Capita during the year.

The above investments include an amount of £2,240m invested in a money market fund (MMF). A MMF employs credit analysts who first assess who is a suitable counterparty and then continue to monitor those counterparties over time. By investing with a range of counterparties risk is able to be diversified to a greater extent than investing directly in single counterparties.

## Liquidity

### Investments

The second objective set out within the Treasury Management Policy Statement is the liquidity of investments (i.e. keeping the money readily available for expenditure when needed). Investments have been placed at a range of maturities, including having money on-call in order to maintain adequate liquidity. The current investment allocation by remaining duration can be seen on the chart below:



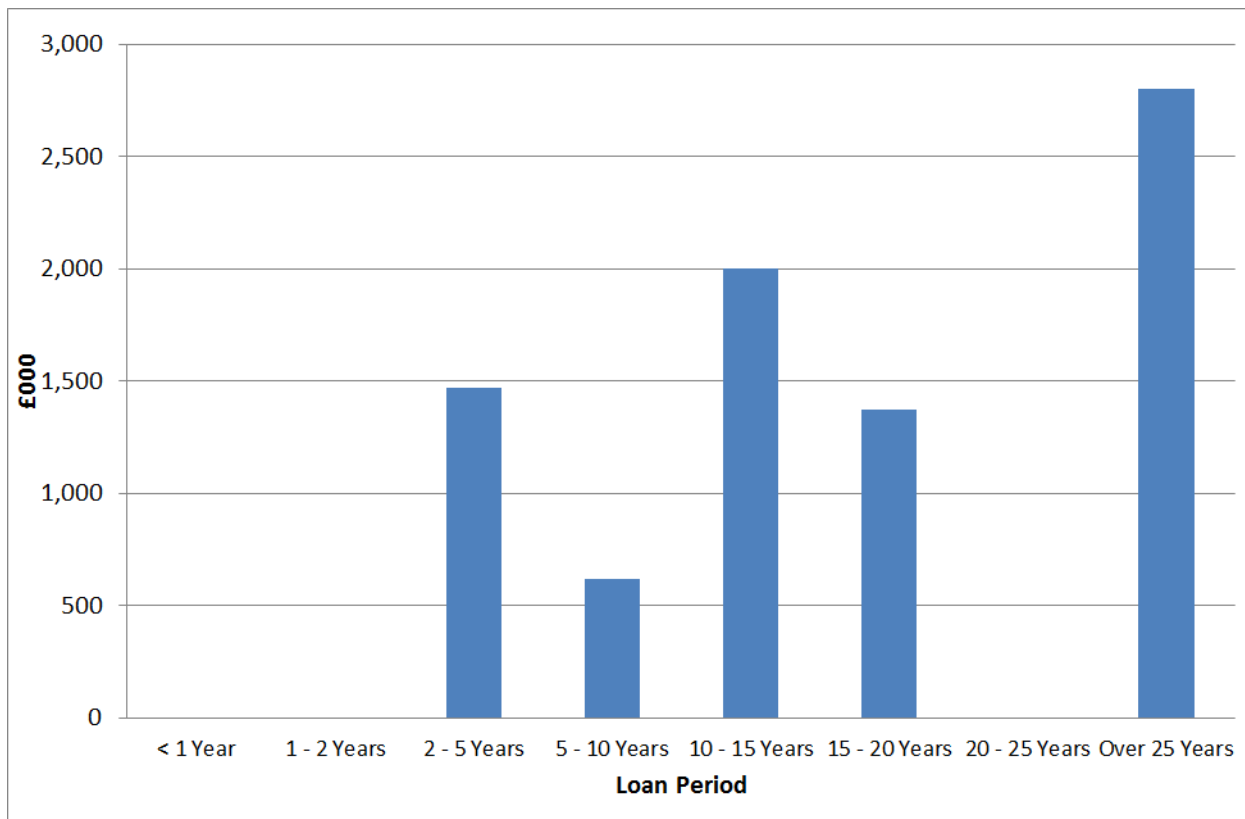
By reviewing the Balance Sheet position, level of reserves and cash requirements, the Authority determined that it was able to invest £5m for one year (which matured on 2 April 2014). In order to cover unforeseen circumstances and potential major incidents that could occur, a large proportion of the investment balances are held on call (i.e. it is available for use on the day it is required).

The investments under one month in duration consist of an investment of £3m that was originally made for three months and an investment of £5m that was originally made for one year. The £3m investment will mature in the middle of April and it is anticipated this will be reinvested for a further three months. The £5m originally invested for one year was reinvested for a further year when it matured at the beginning of April.

Balances on call include the investment in the MMF. A MMF helps improve the liquidity of the Authority's balances. By investing collectively, the Authority benefits from liquidity contributed by others and from the knowledge they are all unlikely to need to call on that money at the same time.

### Borrowing

As part of managing the liquidity of investments, it is important to have regard to the maturity structure of outstanding borrowing. This can be seen in the following chart:



The earliest date for repayment of borrowing is March 2016, when £0.515m is due to be repaid. A further £0.368m is also due to be repaid in May 2016. These repayments do not directly affect the revenue budget, as they simply reflect the use of cash (accumulated by setting aside the appropriate minimum revenue provision (MRP) year on year) to settle the outstanding liability.

The MRP does have a direct impact on the revenue account and therefore the General Fund. If the Authority repays borrowing and does not take out additional borrowing, the annual MRP charge will gradually reduce over time.

## Investment Yield

Having determined proper levels of security and liquidity, it is reasonable to consider the level of yield that could be obtained that is consistent with those priorities.

### Performance Against Budget – Quarters 1 – 4

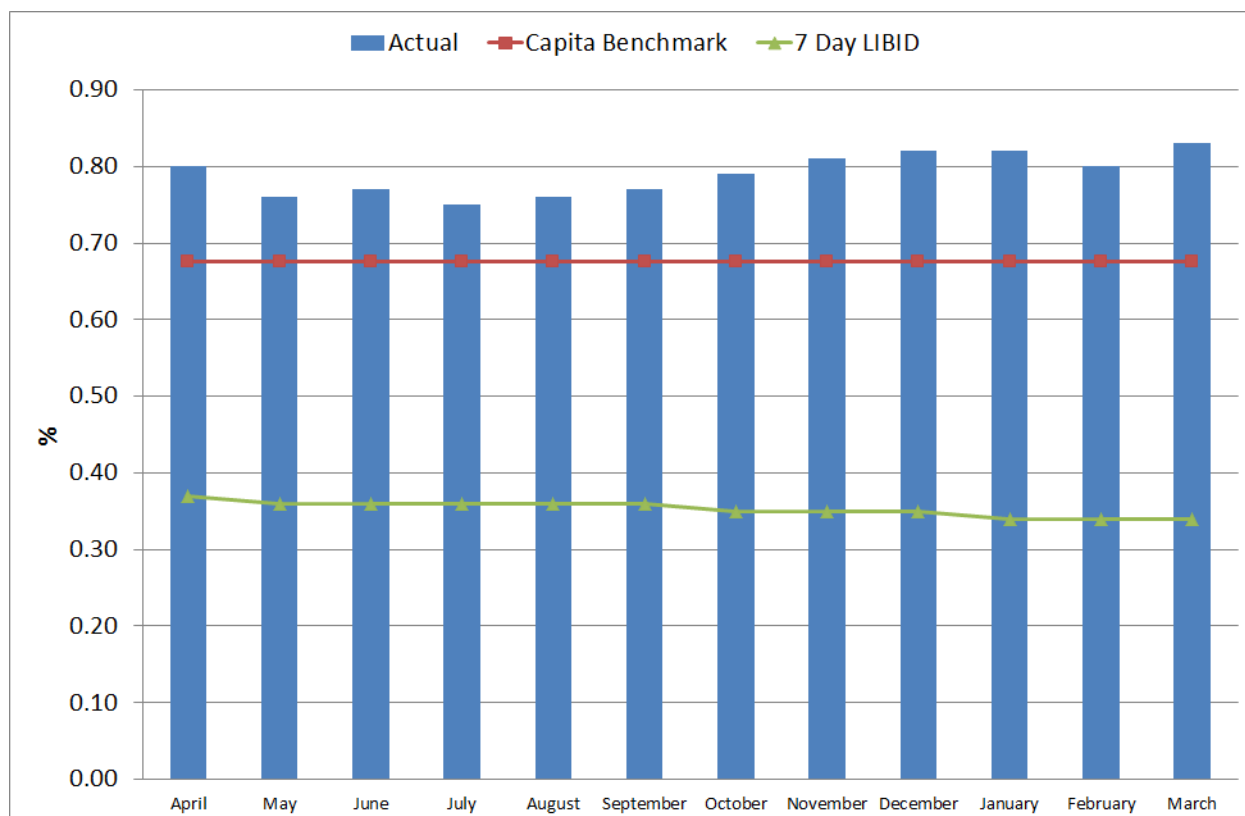
The budget for interest on investment balances for 2013/14 is £70k. The accrued interest earned as at 31 March 2014 was £126k, which is an over achievement of £56k for the year.

### Performance Against the Benchmark – Quarters 1 – 4

The relative performance of the investments is measured against two benchmark figures:

- 7 day LIBID – this is the rate the Authority would have earned on all balances had the SLA with BCC continued into 2013/14
- Capita benchmark – this is the indicative rate that Capita advised we should be looking to achieve for 2013/14 at the start of the year

The weighted average rate (%) is compared to the two benchmark figures in the following table for each month:



The Authority has out-performed both benchmark figures for the year. The main reason for the over performance was that the determined liquidity structure allowed the Authority to commit a significant proportion of the portfolio for a duration of one year at a favourable rate.

The average rate of return has increased slightly during the last quarter. This is due to the overall cash balances reducing during the quarter (mainly due to the irregular scheduled payments of the Revenue Support Grant plus the one-off payment to reduce the deficit on the Local Government Pension Scheme). Although higher cash balances provide greater total returns, the percentage return will decrease as cash balances increase (and vice-versa). This is because in order to diversify the investment portfolio and remain within approved counterparty limits, investments will need to be made with counterparties offering a lower rate of return than could have been achieved with counterparties where the approved limit had been already been reached.

This page is left intentionally blank